



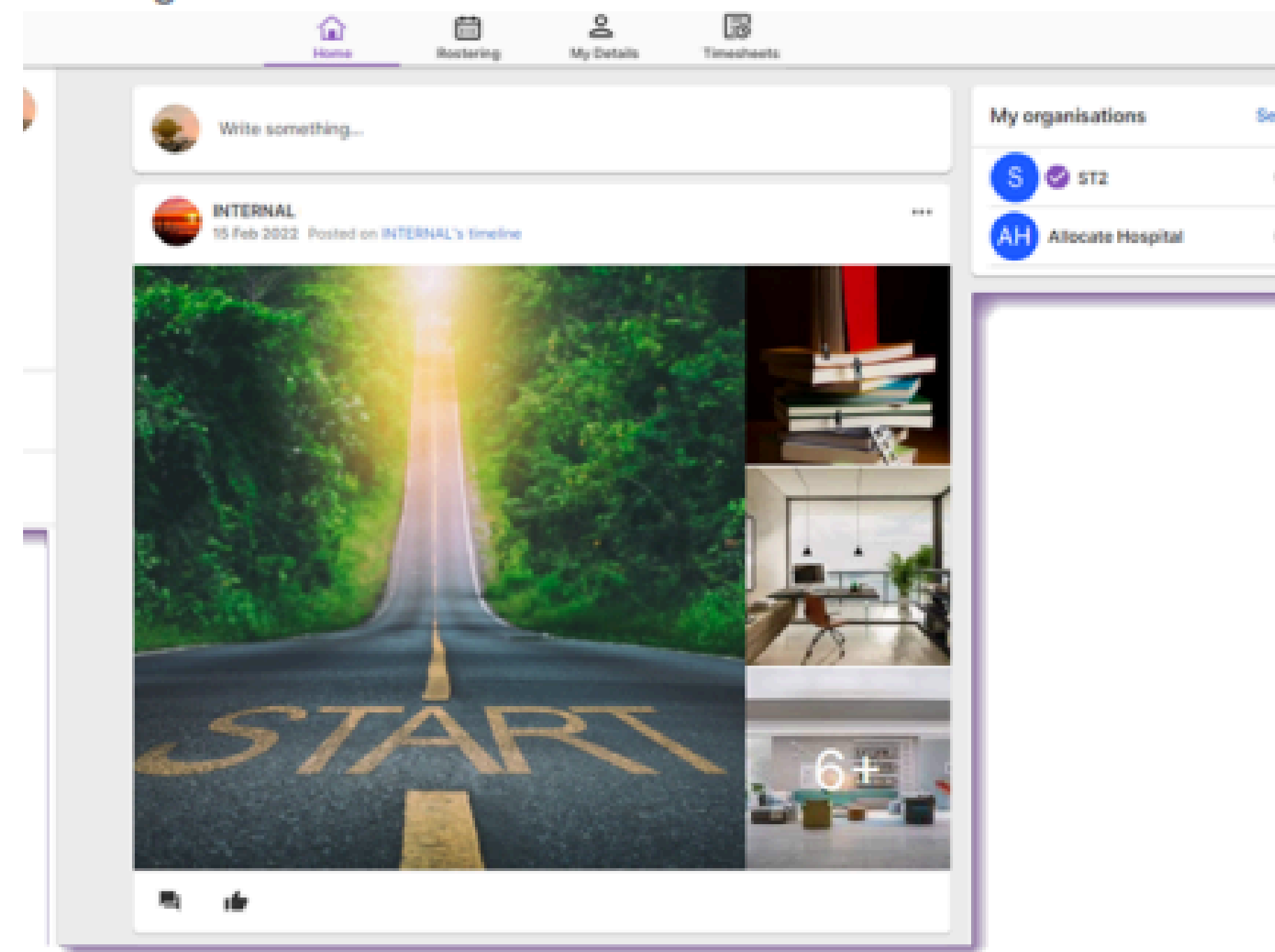
# LOOP WEB

## GETTING STARTED GUIDE

Your new home for



CREATION DATE : 11/02/25



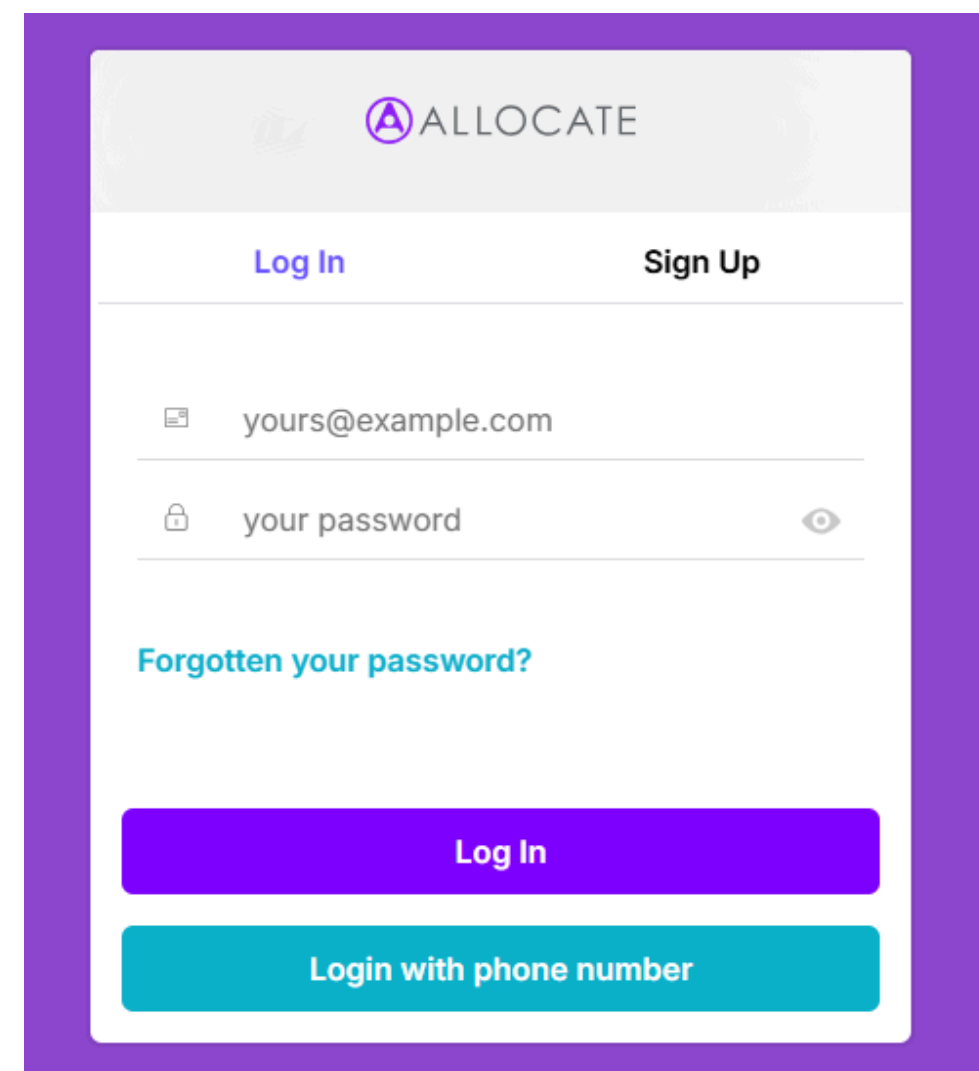
# Requirements For Loop

To access Loop, you must meet the following requirements.

Software	Component	Minimum Requirements	Recommended Requirements
Loop web application	Internet Browser	Chrome 131.0 Safari 18.0 Edge 130.0	Latest versions of Safari, Edge, and Chrome
	Device Type	N/A	iPad, minimum 7.9"  Android, minimum 8"  Display resolution greater than or equal to 768 x 1024

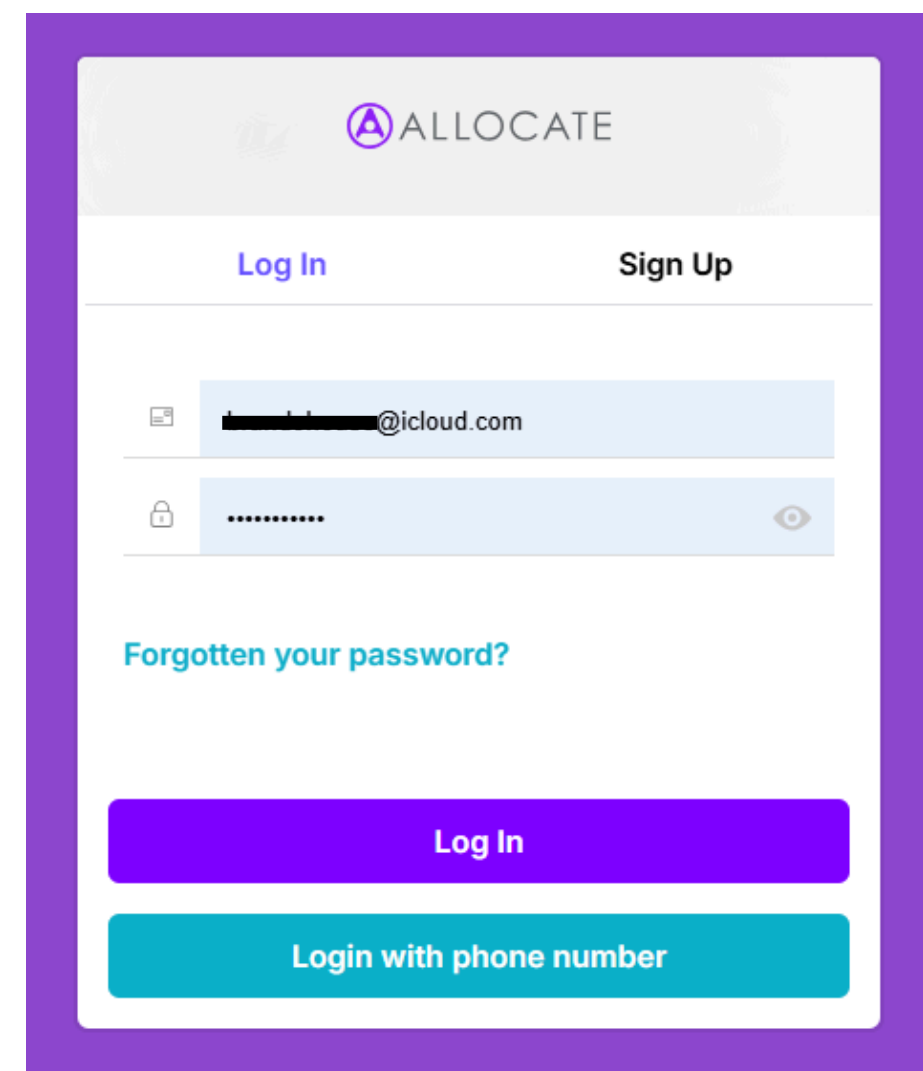
# Loop -Moving From Allocate ME To Loop

To access the Loop web application, navigate to <https://web.loop.allocate-cloud.co.uk/> and you should now see this Log in Screen.



The screenshot shows the Allocate ME web application interface. At the top, there is a header with the Allocate logo and the word 'ALLOCATE'. Below the header, there are two tabs: 'Log In' (selected) and 'Sign Up'. The main content area contains a login form with two input fields: 'Email' (containing 'yours@example.com') and 'Password' (containing 'your password'). Below the password field is a link for 'Forgotten your password?'. At the bottom, there are two buttons: a blue 'Log In' button and a teal 'Login with phone number' button.

Using your email address that was set up to your **Allocate ME account** please enter your email address along with your **Allocate ME Password** and click **Log In**

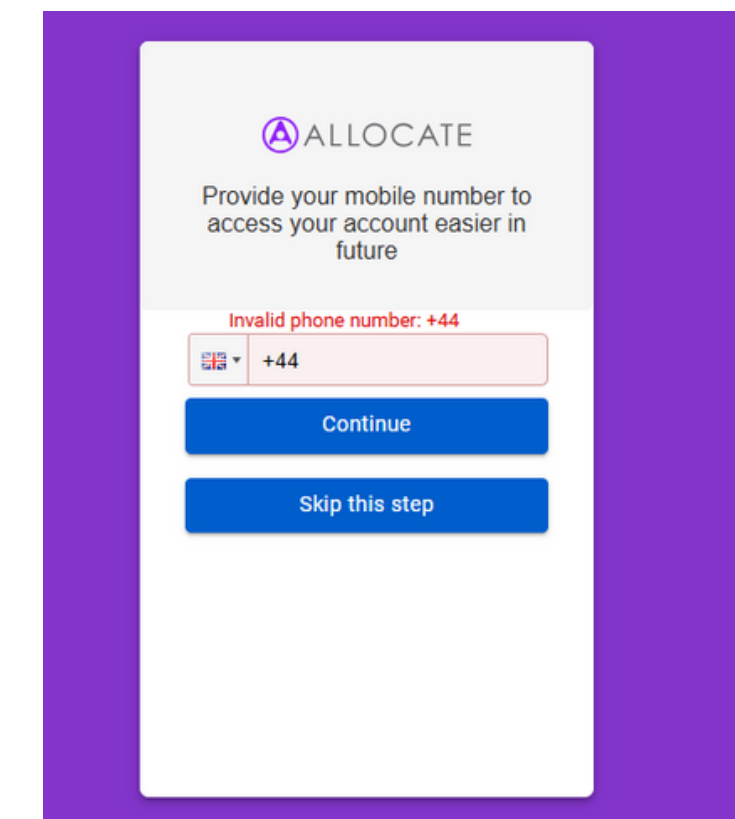


This screenshot is identical to the previous one, but the email field now contains a redacted email address ending in '@icloud.com' and the password field contains a series of dots. The 'Log In' button is highlighted in blue.

The Loop Web application opens a new form for you to be able to enable login with your phone number (Optional)

If you wish to do this please type in your country code and phone number and tap Continue.

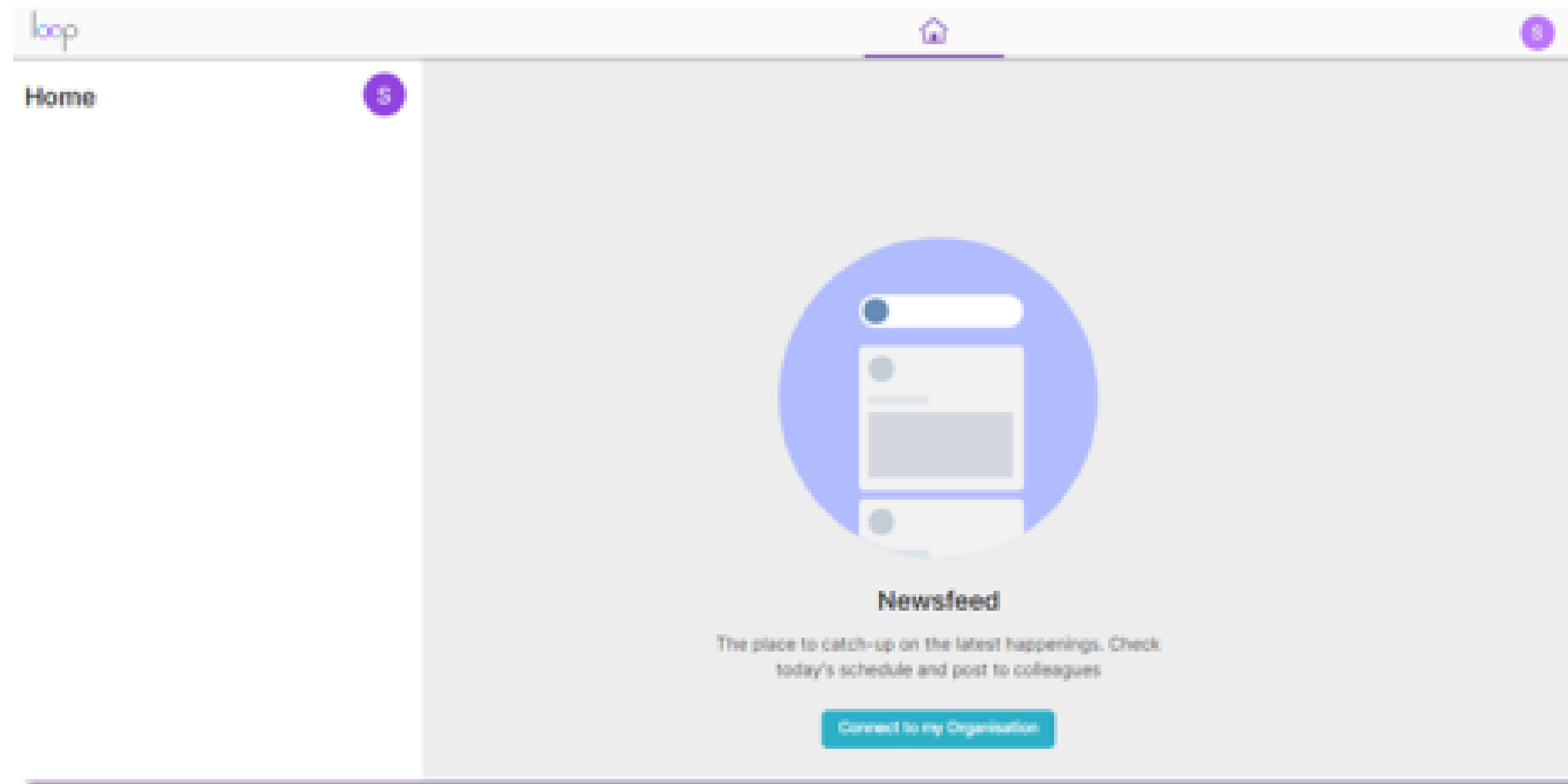
If you do not want to do this click **Skip This Step**.



The screenshot shows a new screen in the Loop Web application. It has the Allocate logo and the text 'Provide your mobile number to access your account easier in future'. Below this, there is a red error message: 'Invalid phone number: +44'. The phone number input field shows a dropdown menu with the UK flag and '+44'. At the bottom, there are two buttons: a blue 'Continue' button and a blue 'Skip this step' button.

# Loop -Moving From Allocate ME To Loop



Congratulations you have now successfully gained access to loop to view your rosters and interact with colleagues and so much more.





# THANK YOU

**NHS LOTHIAN eROSTERING TEAM**

 0131 536 2020  
 loth.erostering@nhs.scot

**Your new home for**

