

Epidurals in BadgerNet

Midwife's Guide

Calum McDonald
April 2020

The logo for Aberdeen Anaesthesia, featuring a stylized blue 'A' shape that frames the text 'berdeen' and 'naesthesia'.

www.aberdeenanaesthesia.org

 @Abdn_Anaesth

The NHS Grampian logo, featuring the letters 'NHS' in a bold, dark blue font, with a stylized blue wave or swoosh underneath, and the word 'Grampian' in a dark blue font below that.

Epidural Documentation

- This guide will show you how to use BadgerNet to document the epidural care that midwives give to patients.
- When a patient requests an epidural, call the anaesthetist in the usual way. It may be helpful if the time of the call is recorded.
- The anaesthetist will document all the details in BadgerNet with the following notes:
 - Anaesthetic Pre-Op Review
 - Anaesthesia note
 - Epidural prescription
 - Epidural bolus note
 - Epidural/Spinal Assessment note.

Anaesthetist's Notes

- When completing the Anaesthesia note, the following are helpful times to note for the anaesthetist:
 - Time called
 - Time arrived
 - Time started (when skin prep is applied to the patient's back).
 - Time sited (when the epidural catheter is placed).
 - Time completed (when the catheter is secure and the drapes are removed).
- When completed, the epidural prescription can be found in the Epidural Chart Summary page or the Full Notes page.
- The anaesthetist will record all epidural boluses and assessments they perform.

Epidural Chart

Berry, Amy - 2210865026, 2210865026
 22 Oct 86 (Current Age: 33) | Albyn Medical Practice, 30 Albyn Place, Aberdeen, AB10 1NW
 G1 P0+0 | LMP: 23 May 19 | Booked: ? | EDD (Final): 27 Feb 20 | Current Gest: 38+2 | Babies on scan: 1 | Booking BMI: 22.95 | Current BMI: 22.95 | Blood Group: ?

Enter new note...

Pregnancy Summary
 Notes During Pregnancy
 Fetal Medicine
 Labour and Birth
 Postnatal
 Full Notes (Woman)
 Episode Import
 GIRFEC
 Anaesthetic Summary
 Perinatal Mental Health
 Clinical Narrative
 Task List
 New Notes

Reports
 Patient Reports
 Local Mother Reports
 Clinical Reports
 Clinical Visit Reports
 Referrals
 Medicolegal Report
 Archived Reports

Reports (Legacy)
Charts
 Fluids Balance
 CTG
Epidural Chart
 Weight / BMI

Epidurals
 Epidural Summary | Epidural Chart | Fluid Balance

Epidural Summary

Pre-Operative
Pre-Operative Instructions
 Reason for Assessment Epidural Analgesia
 Pre-Operative No antenatal problems.
 Comments Asthma and hypothyroid.

Pre-Operative Notes
 Planned Anaesthetic Epidural
 Explanation and Risks Motor block, Partial Labour Analgesia - 1 in 8, Resite Epidural, Prolonged Second Stage, Hypotension - 1 in 50, PDPH - Epidural - 1 in 100, Temporary nerve damage - 1 in 1000, Nerve damage > 6 months - 1 in 13,000
 Discussed

Consent Obtained Yes
 Consent Problems None
 Allergies and adverse reactions None
 ASA Score 2

Airway
 Mouth Opening Normal
 Jaw Protrusion A
 Neck Movement Normal
 Airway Comments (Not Recorded)

Medication
 Comments Thyroxine
 Salbutamol

Epidural

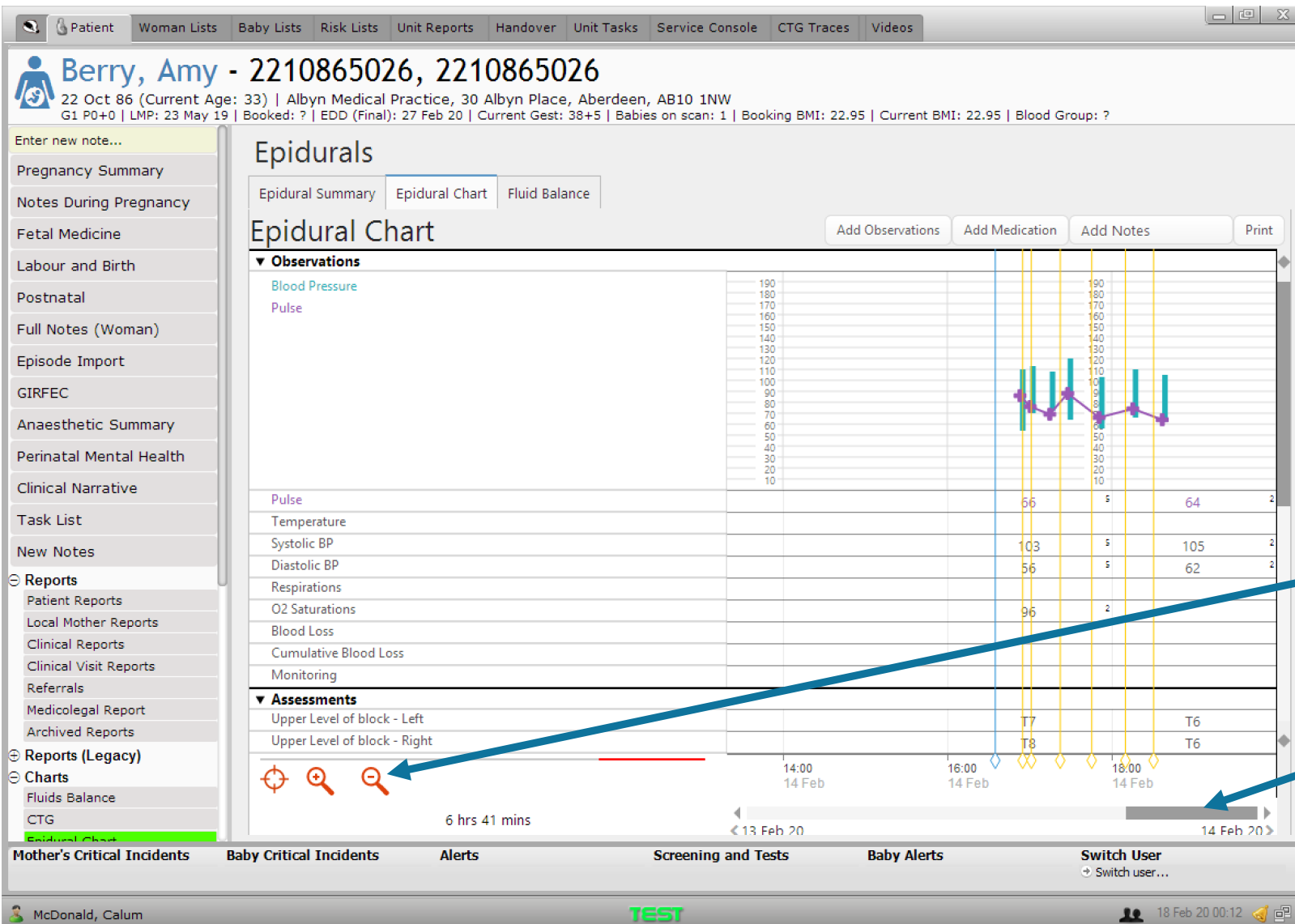
Date/Time	Analgesia	Dose	Anaesthetist
14 Feb 20 at 18:30	Levobupivacaine 0.1% and Fentanyl 2mcg/ml	8	-
14 Feb 20 at 18:10	Levobupivacaine 0.1% and Fentanyl 2mcg/ml	8	-
14 Feb 20 at 17:45	Levobupivacaine 0.1% and Fentanyl 2mcg/ml	8	-
14 Feb 20 at 17:22	Levobupivacaine 0.1% and Fentanyl 2mcg/ml	8	-
14 Feb 20 at 17:01	Levobupivacaine 0.1% and Fentanyl 2mcg/ml	10	-
14 Feb 20 at 16:55	Levobupivacaine 0.1% and Fentanyl 2mcg/ml	10	-

Mother's Critical Incidents | Baby Critical Incidents | Alerts | Screening and Tests | Baby Alerts | Switch User
 + Switch user...

McDonald, Calum TEST 15 Feb 20 00:56

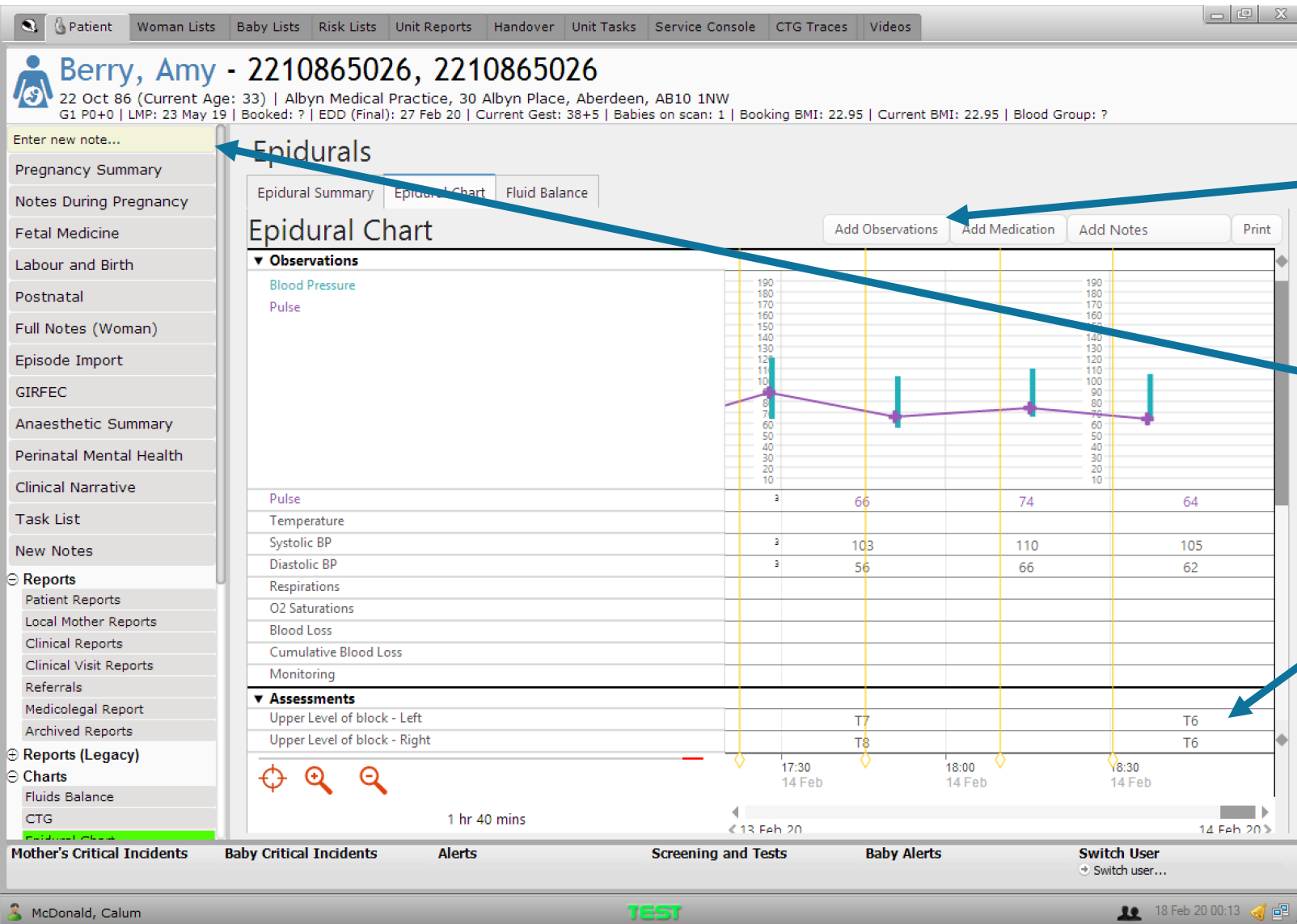
- The epidural chart is the place to document epidural observations, assessments, and when the patient presses the button on their epidural handset.
- Access it by going to the charts tab on the left of this screen.
- The first page summarises epidural and anaesthesia care.
- The chart is created when an Anaesthesia note for Epidural is created.
- You may need to re-open the episode before it appears.

Epidural Chart



- This shows the epidural chart after two hours of analgesia.
- The blue line is when the anaesthetist was called. The yellow lines show epidural boluses.
- You can zoom in and out using these buttons.
- You may need to scroll sideways using the scroll bar to see the time period you're interested in.

Epidural Chart



- This is the chart zoomed in.
- From here you can add observations.
- Add an assessment by clicking here and searching for the Epidural/Spinal Assessment note.
- Details of the assessments are shown here, showing block level, effectiveness and side effects. It may be necessary to scroll down to see more detail.

Patient Administered Epidural Bolus

Berry, Amy - 2210865026, 2210865026
 22 Oct 86 (Current Age: 33) | Albyn Medical Practice, 30 Albyn Place, Aberdeen, AB10 1NW
 G1 P0+0 | LMP: 23 May 19 | Booked: ? | EDD (Final): 27 Feb 20 | Current Gest: 38+5 | Babies on scan: 1 | Booking BMI: 22.95 | Current BMI: 22.95 | Blood Group: ?

Enter new note...

Pregnancy Summary
 Notes During Pregnancy
 Fetal Medicine
 Labour and Birth
 Postnatal
 Full Notes (Woman)
 Episode Import
 GIRFEC
 Anaesthetic Summary
 Perinatal Mental Health
 Clinical Narrative
 Task List
 New Notes

Reports
 Patient Reports
 Local Mother Reports
 Clinical Reports
 Clinical Visit Reports
 Referrals
 Medicolegal Report
 Archived Reports

Reports (Legacy)
 Charts
 Fluids Balance
 CTG

Epidurals
 Epidural Summary | **Epidural Chart** | Fluid Balance

Epidural Chart
 Add Observations | Add Medication | **Add Notes** | Print

Cumulative Blood Loss Monitoring					
▼ Assessments					
Upper Level of block - Left		T7		T6	
Upper Level of block - Right		T8		T6	
Bromage Score Grade	men...	1: Free movemen...		1: Free movemen...	
Hypotension		No		No	
Side Effects		None		None	
Effectiveness		Painless Contra...		Painless Contra...	
Sedation		Alert		Alert	
Pain		Comfortable		Comfortable	
▼ Drugs Administered - Epidural Bolus					
Bolus Number	2	4	5	6	
Bolus Drugs Given	ine...	Levobupivacaine...	Levobupivacaine...	Levobupivacaine...	
Bolus Dose Given					
1st Opiate					
1st Opiate Dose					
2nd Opiate					
2nd Opiate Dose					
▼ Drugs Administered - Epidural PCEA					
Epidural Prescription					
Epidural Infusion Rate (ml/hr)					
PCEA Bolus (ml)					

17:30 14 Feb | 18:00 14 Feb | 18:30 14 Feb

1 hr 40 mins

13 Feb 20 | 14 Feb 20


Mother's Critical Incidents | Baby Critical Incidents | Alerts | Screening and Tests | Baby Alerts | Switch User | Switch user...

McDonald, Calum | TEST | 18 Feb 20 00:14

- You should document when a patient presses the button on their epidural handset to give themselves a bolus.
- Click on Add Notes, then select Epidural Boluses from the drop down list.

Patient Administered Epidural Bolus

Epidural Boluses

 **NEWVIEW, JULIE (CHI: 0000000000 | PMS Number: 7256296592)**

04 May 89 (Age at Delivery: 28) | 22 Charles Street, Aberdeen, AB88 9YY | 09087654346 (mobile)
G3 P2+1 | Date of Delivery: 27 Apr 18 at 18:32 (39+0/40) | Number of Babies: 1 | Booking BMI: 22.31 | Current BMI: 22.31 | Blood Group: O+ | Postnatal 1week, 3days | Current Care: Hospital

Epidural Boluses

Date and Time of Bolus: 27 Apr 18 at 06:03 ← Station 35 weeks, 0 days

Bolus: 1

Bolus Drugs Given: Levobupivacaine 0.1% and Fentanyl 2mcg/ml



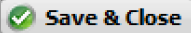
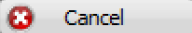
Patient Administered: ☐ Yes ☒ No

Dose: 10 ml

1st Opiate:

2nd Opiate:

Additional Notes:

  Audit trail...  Save & Close  Cancel

- This is the epidural bolus form.
- Check the date and time are correct.
- The bolus number goes up automatically.
- Select the correct drug mix. This is usually **Levobupivacaine 0.1% and Fentanyl 2 mcg/ml**.
- Select 'Yes' here.
- Enter 8 here. This is nearly always the only patient administered bolus dose given.

Midwife Epidural Assessment

Epidural/Spinal Assessment

NEWVIEW, JULIE (CHI: 0000000000 | PMS Number: 7256296592)

04 May 89 (Age at Delivery: 28) | 22 Charles Street, Aberdeen, AB88 9YY | 09087654346 (mobile)
G3 P2+1 | Date of Delivery: 27 Apr 18 at 18:32 (39+0/40) | Number of Babies: 1 | Booking BMI: 22.31 | Current BMI: 22.31 | Blood Group: O+ | Postnatal 1week, 3days | Current Care: Hospital

Epidural/Spinal Assessment

Date and Time of assessment: 27 Apr 18 at 07:00 Gestation 39weeks, 0days

Assessed By: Morag Ogston Use current user...

Role: ☐ Anaesthetist ☒ Midwife

Additional Notes

Mode of epidural: ☐ Bolus ☐ Infusion ☒ PCEA ☐ PCEA + Infusion

Attempts: 1

Successful: 1

Upper Level of block - Left: T8

Lower Level of block - Left: S2

Upper Level of block - Right: T8

Lower Level of block - Right: S2

Bromage Score Grade: 1: Free movement of legs and feet

Analgesia: Good

Hypotension: ☐ Yes ☒ No

Side Effects: None

Effectiveness: Painless Contractions

Sedation: Alert

Pain: Comfortable

[Epidural Observations](#)

[Pressure Area Risk Assessment](#)

[Dermatones](#)

[Audit trail...](#) [Save & Close](#) [Cancel](#)

- Click on Add Assessment at the top of the Epidural Chart screen to access this note.
- Select Midwife here.
- Choose the mode of epidural, usually PCEA.
- Enter the rest of the information below.
- Additional notes should be added here.
- Bromage Score is a measure of motor block.

Epidural Observations

Observations (Woman)

Berry, Amy (CHI: 2210865026 | PMS Number: 2210865026)
22 Oct 86 (Current Age: 33) | Albyn Medical Practice, 30 Albyn Place, Aberdeen, AB10 1NW
G1 P0+0 | LMP: 23 May 19 | Booked: ? | EDD (Final): 27 Feb 20 | Current Gest: 38+2 | Babies on scan: 1 | Booking BMI: 22.95 | Current BMI: 22.95 | Blood Group: ?

Admin Data
Date and Time Observations Performed: 14 Feb 20 at 16:53
Consent Obtained: ☒ Yes ☐ No ☐ N/A
Location: Delivery Suite/Labour Ward
Type of Observations: Epidural

General
General Condition: ☒ Looks Well ☐ Looks Unwell
Has the woman been encouraged to move?: ☒ Yes ☐ No

Vital Signs
Temperature: degrees centigrade
Pulse: 86 beats per minute
Blood Pressure: 110 Systolic mmHg 54 Diastolic mmHg
Additional BP Information: BP taken on Left arm
MAP: 72 mmHg
Respirations: per minute
O2 Saturations: 96 %
Signs of PET:

Sepsis Pathway
Sepsis Triggers:

Abdominal Palpation
Abdominal Palpation Performed: ☐ Yes ☐ No

Additional Information
Remind me to repeat:
Additional Observations Notes:

Current Pregnancy
Agreed EDD: 27 Feb 20
Gestation: 38 weeks, 2 days
Blood Group: (not recorded)
Booking BP: 122/65
Latest Hb (g/dL): (Not Recorded)

Events
→ Medication
→ Ultrasound Scan
→ Manual Forms Completed
→ Blood Tests and Results
→ Microbiological Tests and Results
→ SBAR Handover
→ Epidural Assessment
→ Add Cannula/Catheter

Cannula and Catheters
Catheter
Inserted: 14 Feb 20 at 16:35
Remove: Click here to record removal

Management Plan

Audit trail... Save & Close Cancel

- Click on Add Observation on the Epidural Chart to open this note.
- Check the date and time are correct.
- Observations will appear on any observation chart.
- The type of observations selected will affect what fields are shown.

Problems?

- Email me at calummcdonald@nhs.net
- Email Morag Ogston, BadgerNet Support Midwife at morag.ogston@nhs.net