


# MENTAL HEALTH REMOTE MONITORING ONBOARDING PROCESS


## 1 Is patient suitable for Connect Me?

- . Gain consent from patient to be referred for Connect Me
- . Ensure you have the correct email address and mobile phone number for the patient
- . Communicate times and frequency of notification with patient




## 2 Provide patient with...

- Remote Monitoring/ Connect Me Patient Leaflet
- Inform patient of their CHI number and note it down in the space on the quick guide sheet.
- Please provide any clinical advice regarding the recognition of risk and deterioration, and appropriate course of action, **ensuring patient is aware that the remote monitoring pathway does not have any alert system**



## 3 Register the patient.

1. Login to Inhealthcare:  
<https://portal.inhealthcare.thirdparty.nhs.uk/portal/login>
2. CHI look-up for patient demographics.
3. Select the Mental Health Pathway from the Service tab.
4. Complete the set up task and complete activation.



## 4 Once registered...

The Mental Health pathway has an online option only. The patient will be sent an email or text msg with details of how to login to the Inhealthcare platform. Confirm next steps with patient and advise patients they can opt out at any time by contacting their clinician.



## 5 Monitor...

Please continue to follow your usual care pathways or local governance guidance when monitoring or responding to information provided through the pathway

