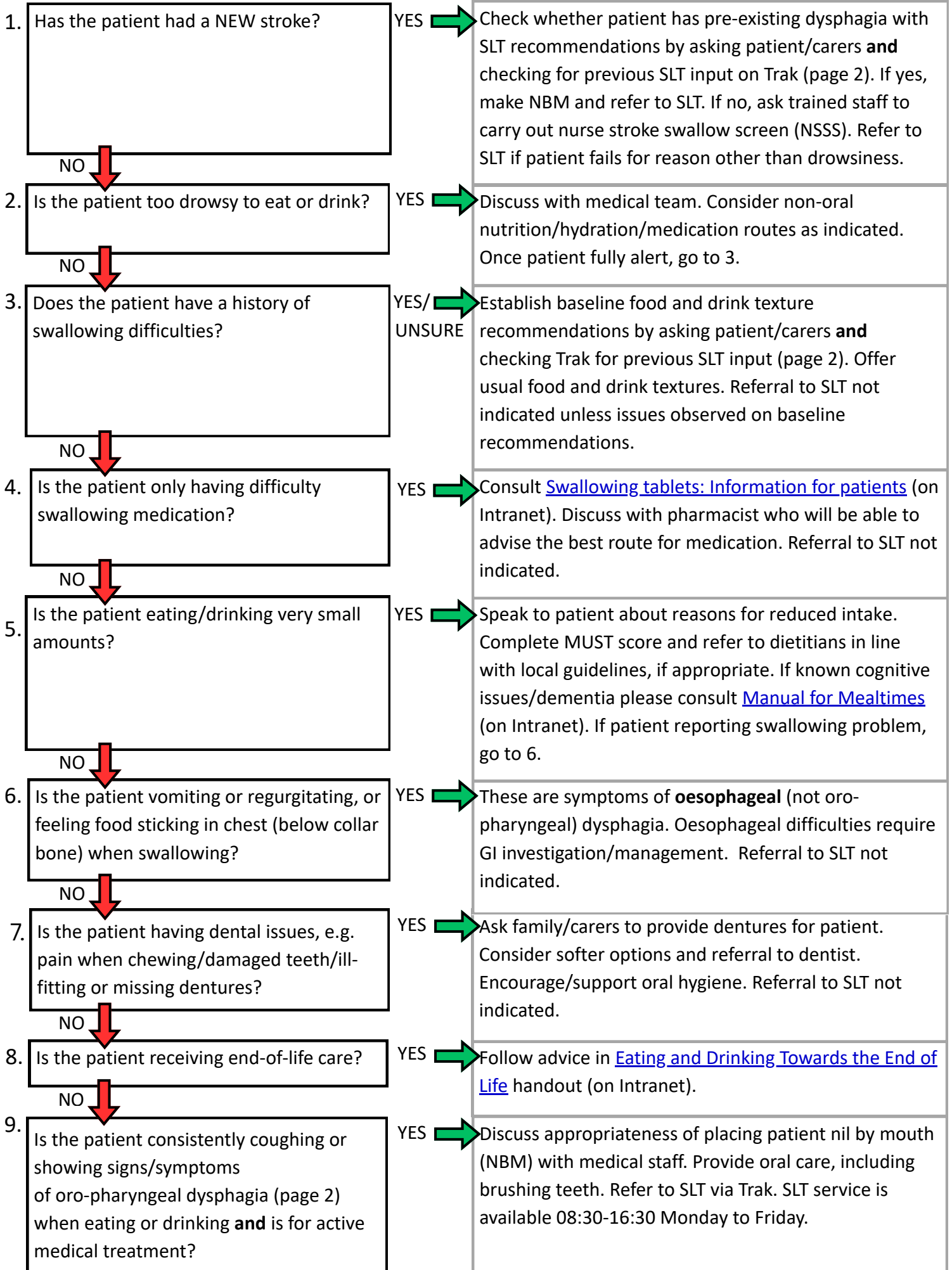


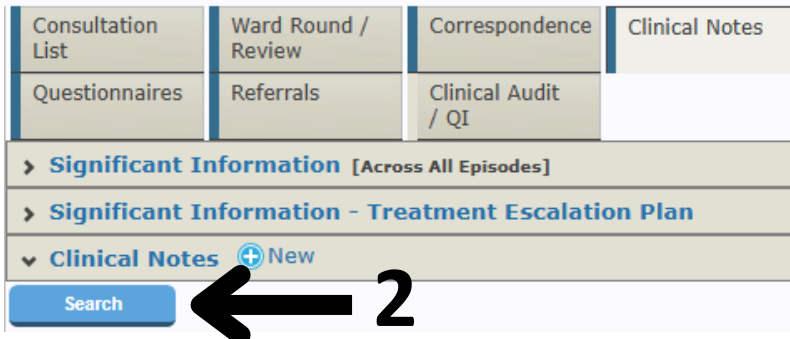
Inpatient - Swallow Impairment Pathway (I-SIP)

Adapted, with permission, from NHS Fife Inpatient Dysphagia Decision Support Tool

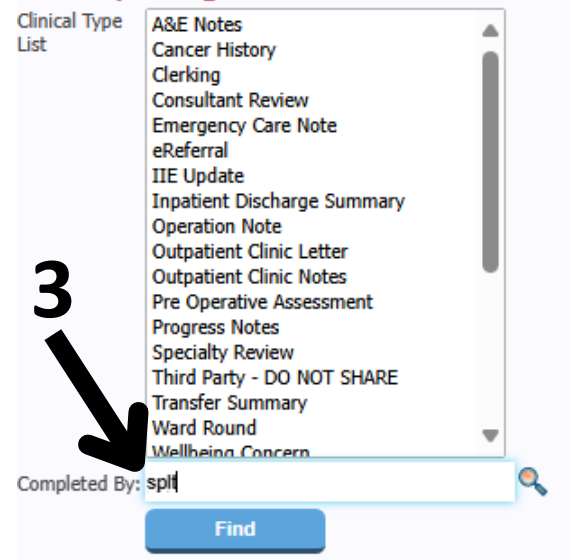


Checking for previous SLT input


1. Go to 'EPR' and open 'Clinical Notes' tab on Trak
2. Click on blue 'Search' button below where you add a new clinical note.
3. Enter 'splt' into Search box and click on 'Find' button.

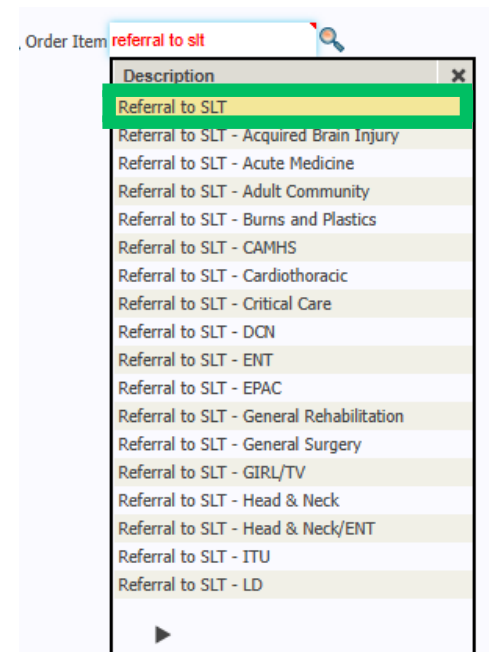


Ward / Progress Note Search



Referring to SLT

1. Go to 'Clinical Menu' on Trak
2. Select 'Make Referral' from the bar just above the patient's name.

- 3a. 'Referral to SLT' should be in the favourites box on the left.
- 3b. If this is not there, type 'Referral to SLT' into the 'Order Item' box and click on the magnifying glass. Please only select 'Referral to SLT', not any of the other options that come up.
4. Click on 'Update' (bottom right-hand corner).
5. Read the information then tick the box and select 'Update Alerts'.
6. Answer the Order Entry Questions, enter your password, and click on 'Update'.



SLT see patients with oro-pharyngeal dysphagia, not oesophageal dysphagia

Signs and symptoms of oro-pharyngeal dysphagia

- Coughing or choking when eating or drinking
- Gurgly or wet-sounding voice during or after eating or drinking
- Change in breathing rate or increased shortness of breath after eating or drinking
- Throat clearing when eating or drinking
- Eye watering when eating or drinking
- Pocketing food in mouth
- Weak voluntary cough
- Patient complaining of swallowing difficulty (above collar bone)
- Inability to control food/fluid in mouth, e.g. dribbling