

# Airway Trolleys (All Resus Bays)

## Checklists

1. The following resus airway related checklists / aide-mémoire should be bound in the corner with a metal ring and hanging on a hook at the head end of the resus cubicle (indicated by orange sign):
  - RSI Checklist
  - Salbutamol Delivery to Intubated Patients
  - Transfer of the Neurocritical Patient
  - Procedural Sedation Checklist
  - Cardioversion Checklist

## Top of the Trolley



Remove everything from the top of the airway trolley, including infusion pumps, to ensure it is clear, ready to lay out equipment for the primary airway management plan.

## Plan A Drawer – Face mask & tracheal intubation

1. Face masks – green #4 and orange #5 – × 1 of each
2. HME filter × 1
3. Oropharyngeal airways (Guedels) – green, yellow & red × 1 of each
4. Standard (Portex) endotracheal tube – size 6 × 1
5. Suction above cuff endotracheal tubes (SACETT) - sizes 7, 8, 9 × 1 of each
6. McGrath video laryngoscope & battery in sterile white paper bag × 1
7. Disposable McGrath blades – MAC 3, MAC 4, X blade × 1 of each
8. Disposable Macintosh laryngoscope – sizes 3 & 4 × 1 of each
9. Tube tie × 1 roll
10. Roll of tape (zinc oxide) × 1
11. Scissors (single use) × 1
12. 10 ml syringe × 1
13. Lubricating gel × 2 sachets
14. Magills forceps × 1
15. Fixed catheter mount × 1
16. Cuff pressure gauge × 1 \*\*Resus 1b only\*\*
17. MDI straight connector - 15M-15F × 1
18. Salbutamol MDI canister × 1

## Plan B Drawer – Maintaining oxygenation & SAD insertion

1. i-gel supraglottic airway – sizes 3, 4, 5 × 1 of each
2. Lubricating gel × 2 sachets
3. Flextube catheter mount swivel elbow (for bronchoscopy)
4. Tube tie × 1 roll
5. Reinforced flexible endotracheal tube (Rüsch or Portex) – size 7 × 1
6. 10ml syringe (for endotracheal tube cuff) × 1
7. LMA Unique (silicone cuff) – sizes 3, 4, 5 × 1 of each
8. 50ml syringe × 1

Airway Trolley & Associated Equipment			Version 1.1	Page 1 of 2		
Document:	Published Date: 07/07/2025	Review Date: 01/07/2026	Author: N Di Rollo, S Clarke (adapted from Pan Lothian Adult Airway Trolley v3.01)			

## Plan C Drawer – Facemask ventilation

1. Oropharyngeal airways (Guedels) – green, yellow, red × 1 of each
2. Nasopharyngeal airways (NPA) – sizes 6 & 7 × 1 of each
3. Lubricating gel × 1 sachet
4. Face masks – yellow #3, green #4 and orange #5 – × 1 of each

## Plan D Drawer – Emergency Front of Neck Access

1. VBM ScalpelCric Surgical Cricothyroidotomy set × 1
2. Standard (Portex) endotracheal tube – size 6 × 1
3. 5ml syringe × 1
4. Lubricating gel × 1
5. No 10 scalpel × 1
6. Emergency tracheostomy management algorithm × 1
7. Emergency laryngectomy management algorithm × 1

## Bottom Drawer

1. Oxford HELP headrest × 1
2. Spare McGrath battery × 1

## Side of Trolley

Rear holder:

1. Bougie (Blue Cook Frova intubating catheter) – 14Fr × 2
2. Aintree catheter × 1



Front holder:

3. Grey Shiley “Satin-slip” stylet in sterile white paper bag – 14Fr × 2

## Additional Equipment

Confirm the following are present:

1. Inhalational Anaesthesia Equipment – Resus 1b, bottom of defib trolley
2. Oxford HELP pillow – shelf A1 in Resus Store Cupboard
3. Tracheostomy Emergency Box – shelf A1 in Resus Store Cupboard, replacement should be sourced from Ward 118

Airway Trolley & Associated Equipment			Version 1.1	Page 2 of 2		
Document:	Published Date: 07/07/2025	Review Date: 01/07/2026	Author: N Di Rollo, S Clarke (adapted from Pan Lothian Adult Airway Trolley v3.01)			